

2023 YEAR IN REVIEW DATA & FACT SHEET


WHO WE SERVE

9,767

children received agency services in 2023

1 OUT OF 12

children in Summit County



84%

of children reunified with family



75

finalized adoptions



9,267

total intake calls



7

average age of children on case plans



Every child deserves a safe and stable home environment.

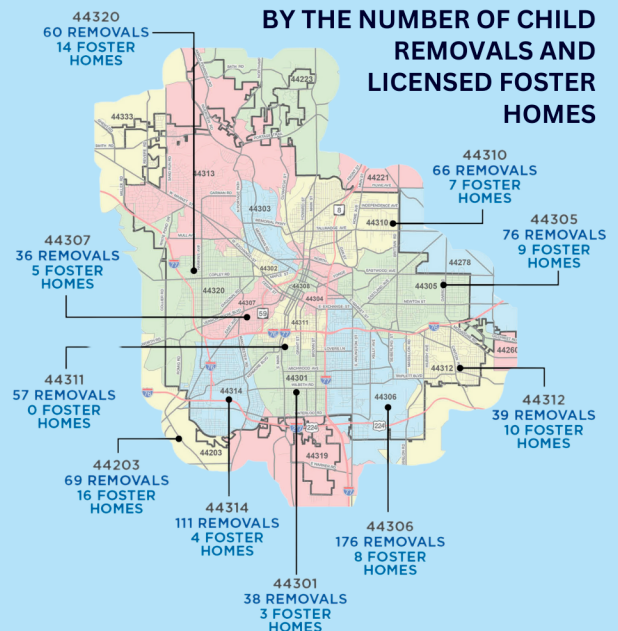
In the past decade, the number of children in SCCS's custody increased by more than **50%**.

Over **\$22 million** was spent alone on child placements in 2023.

SCCS's work is vital in ensuring children are **loved, nurtured, and safe.**



TOP 10 ZIP CODES INDICATED BY THE NUMBER OF CHILD REMOVALS AND LICENSED FOSTER HOMES



24-HOUR ABUSE AND NEGLECT HOTLINE (330) 434-KIDS (5437)

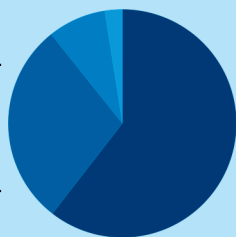
264 S. Arlington St. Akron, OH 44306 | www.summitkids.org | 330-379-9094

FINANCIAL REPORT

REVENUES

Operating Levy	\$22,851,329
Federal Funds	\$9,679,897
State Funds	\$22,717,868
Local & Grant Funds	\$1,148,930

Total Revenues **\$62,134,573**

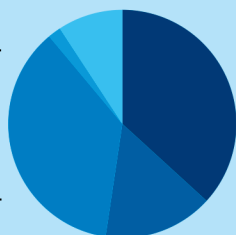


60% OF SCCS REVENUES
COMES FROM THE LEVY

EXPENDITURES

Wages	\$22,851,329
Benefits	\$9,679,897
Placement	\$22,717,868
Other Child Related	\$1,148,930
Other operational	\$5,736,549

Total Expenditures **\$62,134,573**



36% OF SCCS EXPENDITURES
IS SPENT ON PLACEMENTS

PERMANENCY

According to March 2024 Statistics

212

Total children in
permanent custody

69

children with no specific
plan for permanency

39

Male
Children



30

Female
Children

Caucasian	33
African American	29
Bi-racial	6
Asian	1

OUR TEAM



12 years

average years of service



24-HOUR ABUSE AND NEGLECT HOTLINE **(330) 434-KIDS (5437)**

264 S. Arlington St. Akron, OH 44306 | www.summitkids.org | 330-379-9094

